

# DAILY BASE METALS REPORT

16 May 2025

- ALUMINIUM
- COPPER
- LEAD
- ZINC



**Kedia Stocks & Commodities Research Pvt. Ltd.**

Research Advisory | White Labelling | Digital Marketing



## MCX Basemetals Update

Commodity	Expiry	Open	High	Low	Close	% Change
COPPER	30-May-25	857.00	863.00	851.40	862.25	2.55
ZINC	30-May-25	259.80	261.40	256.50	259.05	-10.47
ALUMINIUM	30-May-25	243.80	244.35	240.00	241.05	-11.70
LEAD	30-May-25	176.70	179.30	176.70	178.70	-9.81

## Open Interest Update

Commodity	Expiry	% Change	% Oi Change	Oi Status
COPPER	30-May-25	0.30	-16.71	Short Covering
ZINC	30-May-25	-0.58	-10.47	Long Liquidation
ALUMINIUM	30-May-25	-1.19	-11.70	Long Liquidation
LEAD	30-May-25	0.06	-9.81	Short Covering

## International Update

Commodity	Open	High	Low	Close	% Change
Lme Copper	9587.64	9597.00	9467.00	9587.25	-0.08
Lme Zinc	2756.56	2763.75	2711.08	2728.65	-1.12
Lme Aluminium	2512.35	2543.85	2512.10	2523.20	1.29
Lme Lead	1993.29	2007.38	1979.80	2005.03	0.61
Lme Nickel	15738.00	15800.88	15532.63	15766.88	-0.12

## Ratio Update

Ratio	Price	Ratio	Price
Gold / Silver Ratio	97.14	Crudeoil / Natural Gas Ratio	18.05
Gold / Crudeoil Ratio	17.68	Crudeoil / Copper Ratio	6.11
Gold / Copper Ratio	108.05	Copper / Zinc Ratio	3.33
Silver / Crudeoil Ratio	18.20	Copper / Lead Ratio	4.83
Silver / Copper Ratio	111.24	Copper / Aluminium Ratio	3.58

TECHNICAL SNAPSHOT

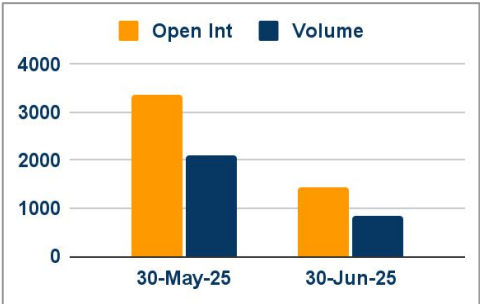


SELL ALUMINIUM MAY @ 242 SL 244 TGT 240-238. MCX

OBSERVATIONS

- Aluminium trading range for the day is 237.5-246.1.
- Aluminium falls as US-China tariff truce spurs caution, recession fears weigh.
- Japan's April aluminium stocks rise 3.4% m/m
- Global aluminium output rises 2.3% year on year in March – IAI

OI & VOLUME



SPREAD

Commodity	Spread
ALUMINIUM JUN-MAY	1.05
ALUMINI JUN-MAY	1.10

TRADING LEVELS

Commodity	Expiry	Close	R2	R1	PP	S1	S2
ALUMINIUM	30-May-25	241.05	246.10	243.60	241.80	239.30	237.50
ALUMINIUM	30-Jun-25	242.10	246.30	244.20	242.50	240.40	238.70
ALUMINI	30-May-25	241.25	246.70	244.10	242.10	239.50	237.50
ALUMINI	30-Jun-25	242.35	248.50	245.50	243.30	240.30	238.10
Lme Aluminium		2523.20	2557.75	2539.90	2526.00	2508.15	2494.25



## TECHNICAL SNAPSHOT



SELL COPPER MAY @ 864 SL 868 TGT 860-857. MCX

## OBSERVATIONS

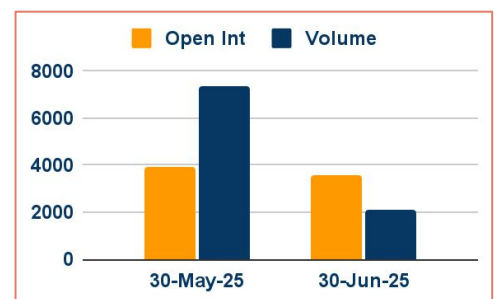
Copper trading range for the day is 847.3-870.5.

Copper rises as dollar dips on soft US inflation and weak retail sales data.

90-day US-China tariff pause fails to dispel long-term trade worries

ICSG doubled its 2025 global surplus forecast to nearly 300,000 tonnes

## OI &amp; VOLUME



## SPREAD

Commodity	Spread
COPPER JUN-MAY	4.10

## TRADING LEVELS

Commodity	Expiry	Close	R2	R1	PP	S1	S2
COPPER	30-May-25	862.25	870.50	866.40	858.90	854.80	847.30
COPPER	30-Jun-25	866.35	874.00	870.30	863.40	859.70	852.80
Lme Copper		9587.25	9680.00	9633.00	9550.00	9503.00	9420.00

## TECHNICAL SNAPSHOT



**SELL ZINC MAY @ 261 SL 263 TGT 259-257. MCX**

## OBSERVATIONS

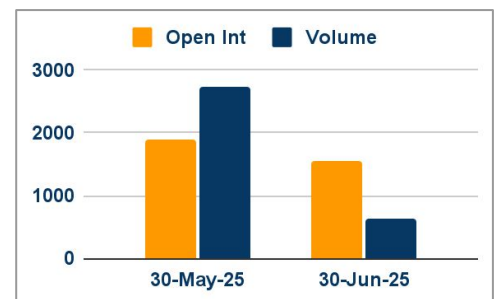
Zinc trading range for the day is 254.1-263.9.

Zinc dips as optimism over US-China tariff pause begins to fade.

Zinc concentrate treatment charges (TCs) rose on global supply expectations

Overseas ore supply disruptions noted, including potential Zijin mine halt

## OI &amp; VOLUME

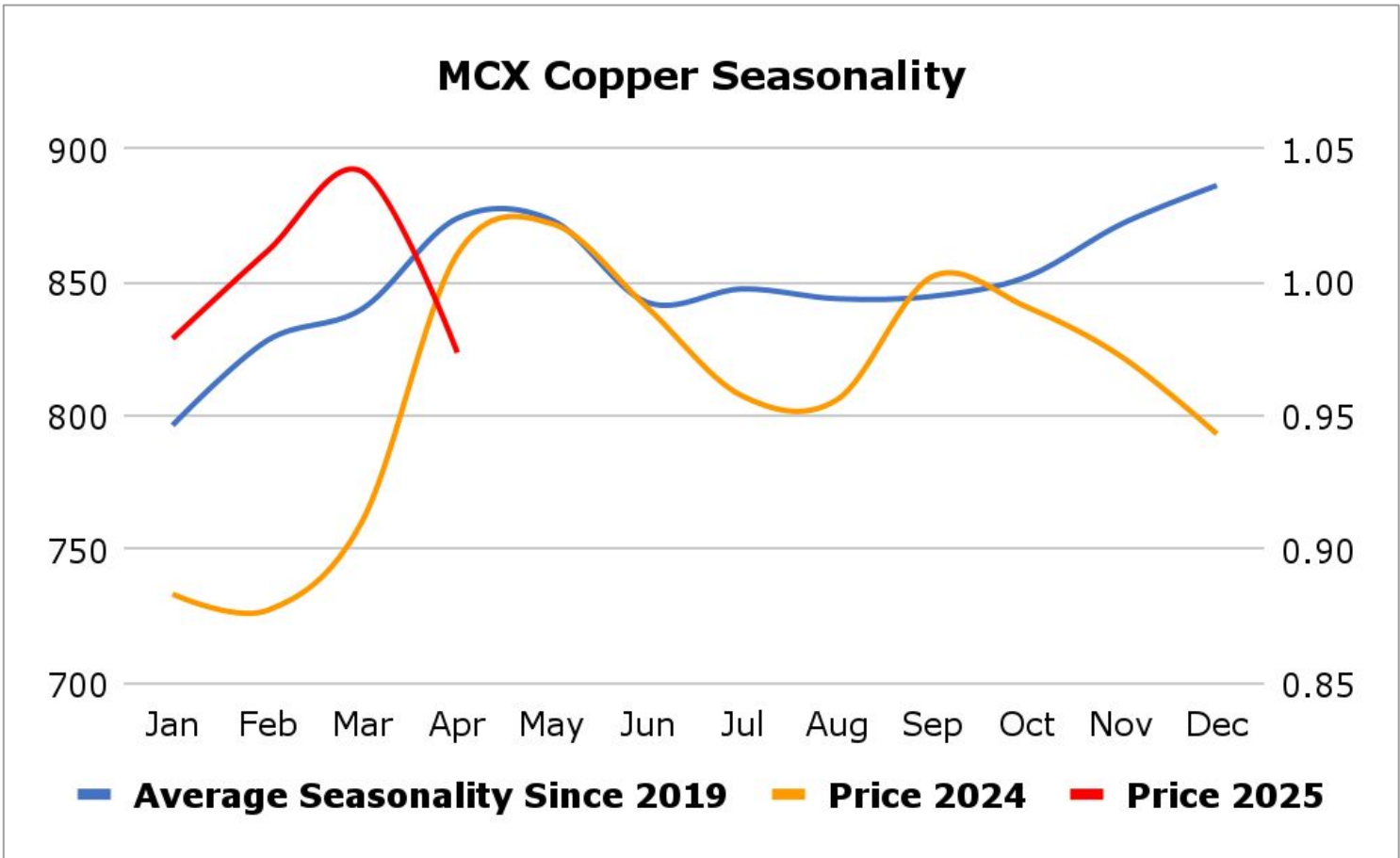
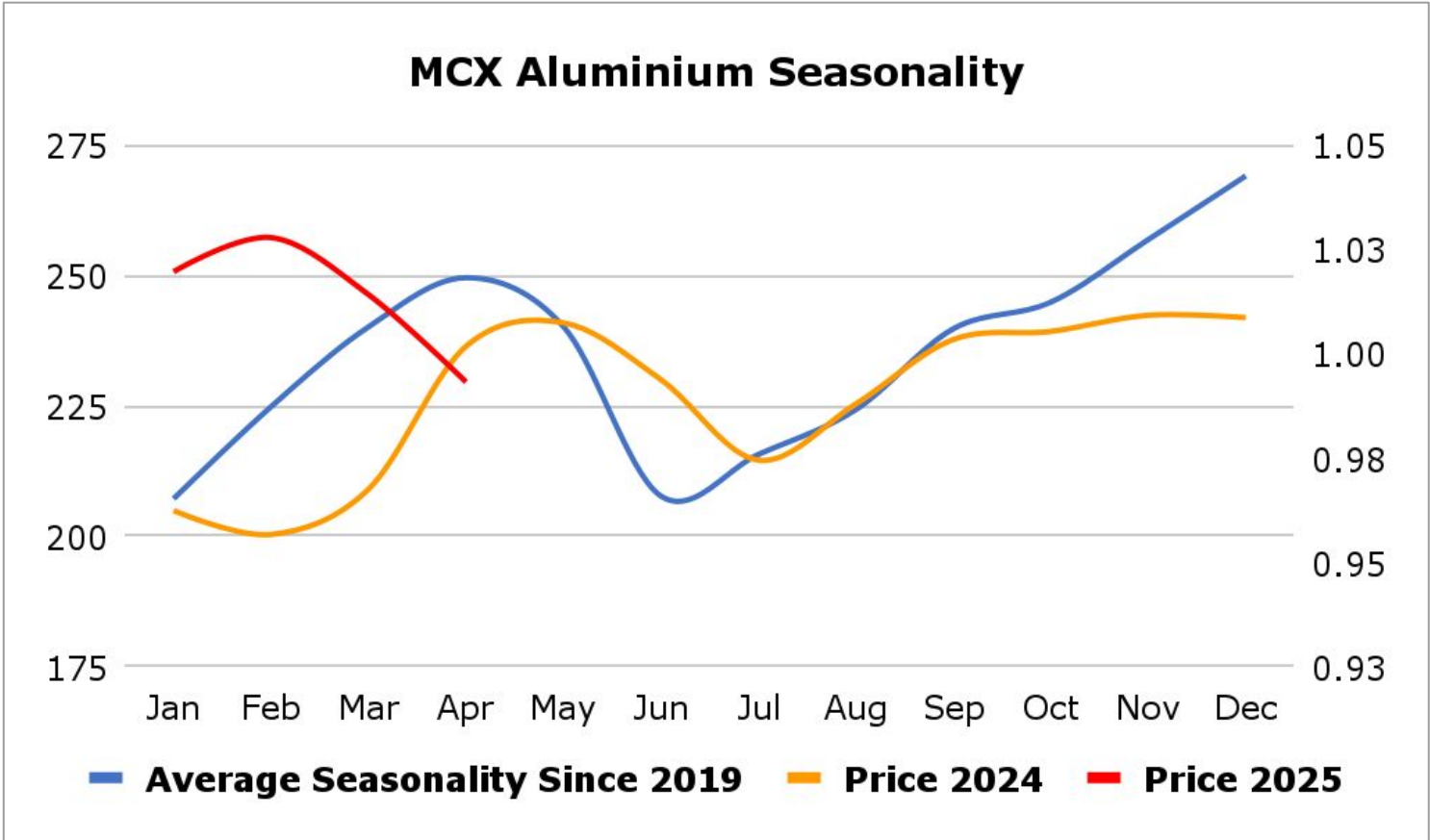


## SPREAD

Commodity	Spread
ZINC JUN-MAY	-0.55
ZINCMINI JUN-MAY	-0.40

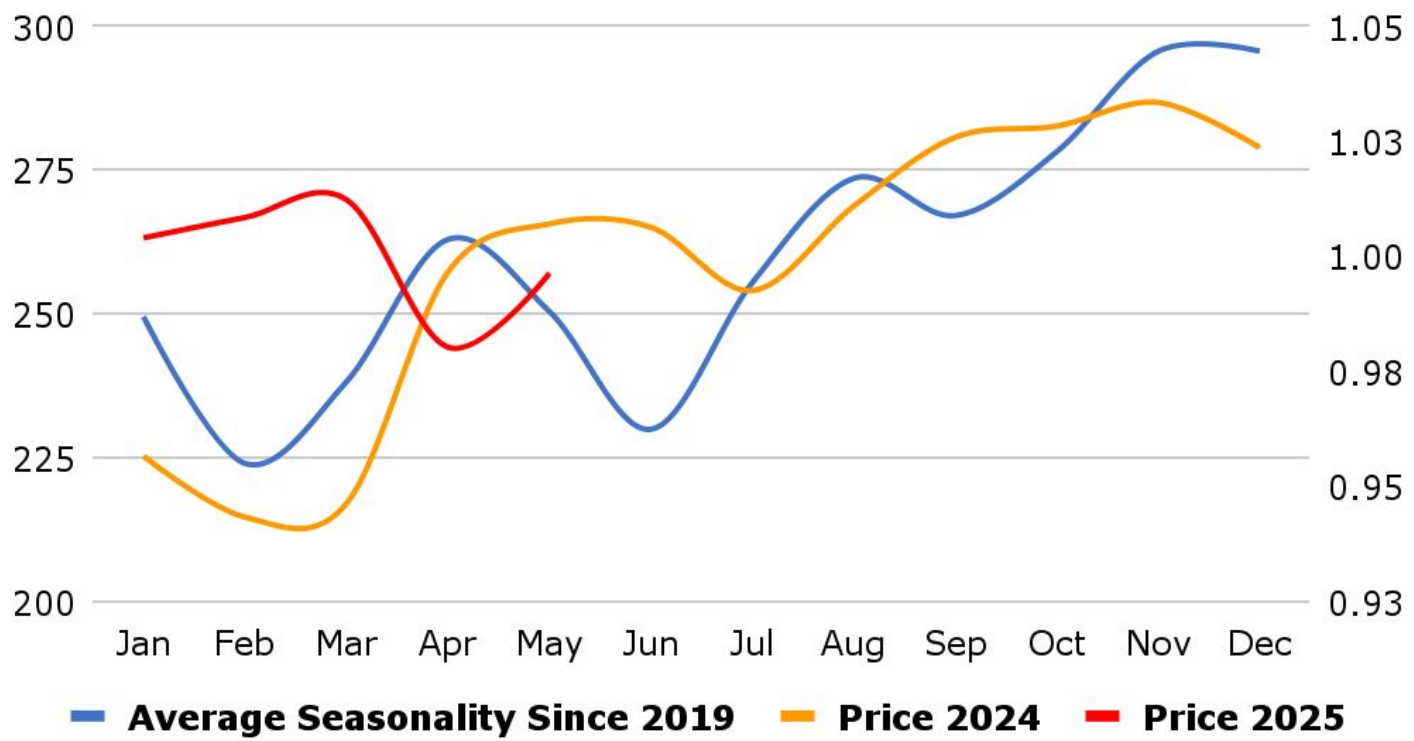
## TRADING LEVELS

Commodity	Expiry	Close	R2	R1	PP	S1	S2
ZINC	30-May-25	259.05	263.90	261.50	259.00	256.60	254.10
ZINC	30-Jun-25	258.50	263.00	260.80	258.90	256.70	254.80
ZINCMINI	30-May-25	258.70	263.70	261.20	259.10	256.60	254.50
ZINCMINI	30-Jun-25	258.30	262.80	260.60	258.80	256.60	254.80
Lme Zinc		2728.65	2786.67	2756.92	2734.00	2704.25	2681.33

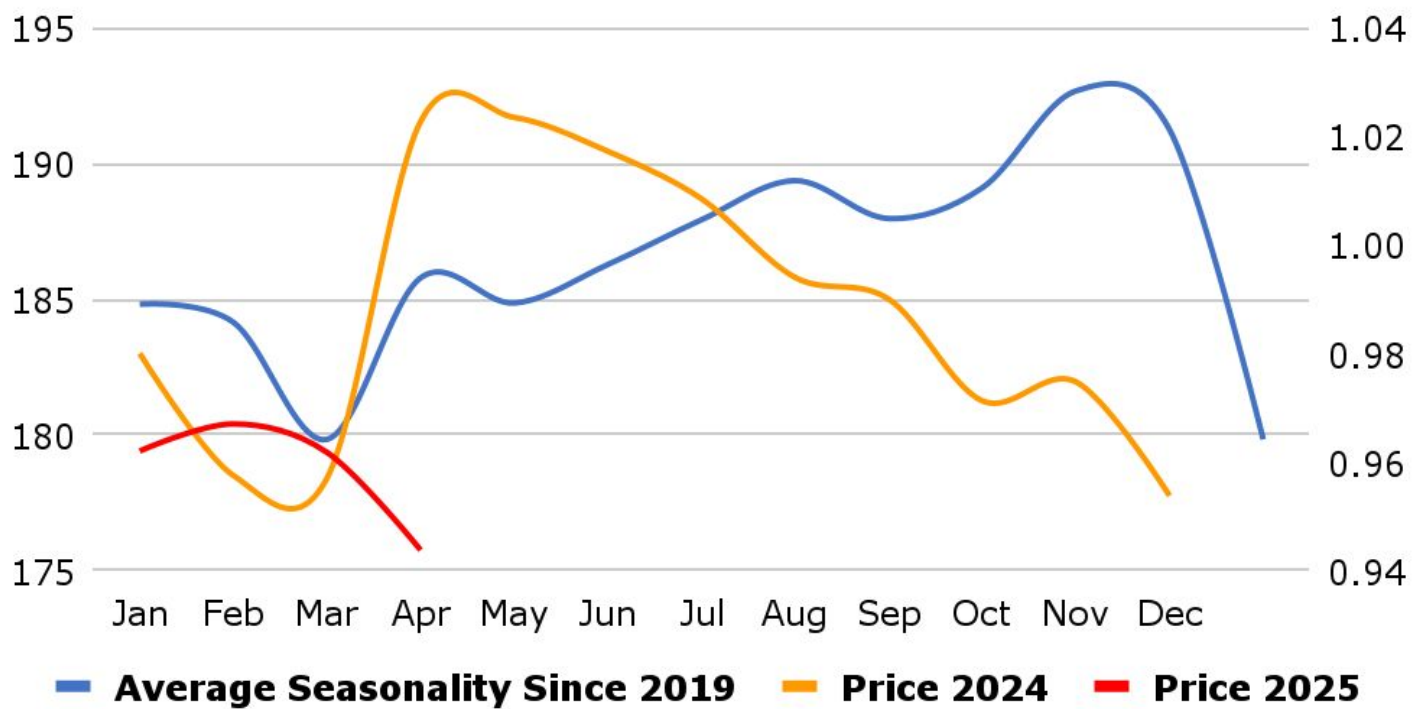




MCX Zinc Seasonality



MCX Lead Seasonality



Weekly Economic Data

Date	Curr.	Data
May 13	EUR	German ZEW Economic Sentiment
May 13	EUR	ZEW Economic Sentiment
May 13	USD	NFIB Small Business Index
May 13	USD	Core CPI m/m
May 13	USD	CPI m/m
May 13	USD	CPI y/y
May 14	EUR	German Final CPI m/m
May 14	USD	Crude Oil Inventories
May 15	EUR	Flash Employment Change q/q
May 15	EUR	Flash GDP q/q
May 15	EUR	Industrial Production m/m
May 15	USD	Core PPI m/m
May 15	USD	Core Retail Sales m/m

Date	Curr.	Data
May 15	USD	Unemployment Claims
May 15	USD	Empire State Manufacturing Index
May 15	USD	Philly Fed Manufacturing Index
May 15	USD	Capacity Utilization Rate
May 15	USD	Industrial Production m/m
May 15	USD	Business Inventories m/m
May 15	USD	NAHB Housing Market Index
May 15	USD	Natural Gas Storage
May 16	EUR	Trade Balance
May 16	EUR	Italian Trade Balance
May 16	USD	Building Permits
May 16	USD	Housing Starts
May 16	USD	Import Prices m/m

News you can Use

Investor morale in the euro zone recovered more strongly than expected in May after U.S. President Donald Trump's tariffs caused sentiment in the bloc to nose-dive last month, though it still remains at a low level, a survey showed. The Sentix index for the euro zone rose to -8.1 in May from -19.5 in April, beating the forecast for a reading of -12.5. The current situation index surprisingly improved to -19.3, its highest level since August 2024, though still in negative territory. Expectations, meanwhile, leaped by 19.6 points to 3.8. "This is remarkable, as it shows that investors have largely abandoned the recession fears they expressed last month," said Sentix in a statement. The 1,068 investors surveyed from May 1-3 seem to appreciate the EU Commission's level-headed response to U.S. tariffs so far, added Sentix. In Germany, Europe's largest economy, the calm reaction also helped expectations rise by more than 20 points, to hit 5.5. "The main victims of Trump's tariff policy are the U.S. economy and, to some extent, the economies of China and Switzerland," said Sentix. "However, the period of uncertainty is probably not over yet."

U.S. Treasury Secretary Scott Bessent called on the International Monetary Fund and World Bank to refocus on their core missions of macroeconomic stability and development, arguing that they have strayed too far into vanity projects such as climate change that have reduced their effectiveness. Bessent, in remarks outlining his vision for U.S. engagement with the IMF and World Bank on the sidelines of the institutions' spring meetings, said that they serve critical roles in the international financial system. "And the Trump administration is eager to work with them - so long as they can stay true to their missions," Bessent said in prepared remarks to the Institute of International Finance. "The IMF and World Bank have enduring value. But mission creep has knocked these institutions off course. We must enact key reforms to ensure the Bretton Woods institutions are serving their stakeholders - not the other way around," he said, calling on U.S. allies to join the effort. "America First does not mean America alone." Bessent said the IMF needed to focus on its key mandate and adhere to strong standards in its lending.





This Report is prepared and distributed by Kedia Stocks & Commodities Research Pvt Ltd. Our SEBI REGISTRATION NUMBER - INH000006156. for information purposes only. The recommendations, if any, made herein are expressions of views and/or opinions and should not be deemed or construed to be neither advice for the purpose of purchase or sale through KSCRPL nor any solicitation or offering of any investment /trading opportunity. These information/opinions/ views are not meant to serve as a professional investment guide for the readers. No action is solicited based upon the information provided herein. Recipients of this Report should rely on information/data arising out of their own investigations. Readers are advised to seek independent professional advice and arrive at an informed trading/investment decision before executing any trades or making any investments. This Report has been prepared on the basis of publicly available information, internally developed data and other sources believed by KSCRPL to be reliable. KSCRPL or its directors, employees, affiliates or representatives do not assume any responsibility for or warrant the accuracy, completeness, adequacy and reliability of such information/opinions/ views. While due care has been taken to ensure that the disclosures and opinions given are fair and reasonable, none of the directors, employees, affiliates or representatives of KSCRPL shall be liable for any direct, indirect, special, incidental, consequential, punitive or exemplary damages, including lost profits arising in any way whatsoever from the information/opinions/views contained in this Report. The possession, circulation and/or distribution of this Report may be restricted or regulated in certain jurisdictions by appropriate laws. No action has been or will be taken by KSCRPL in any jurisdiction (other than India), where any action for such purpose (s) is required. Accordingly, this Report shall not be possessed, circulated and/ or distributed in any such country or jurisdiction unless such action is in compliance with all applicable laws and regulations of such country or jurisdiction. KSCRPL requires such a recipient to inform himself about and to observe any restrictions at his own expense, without any liability to KSCRPL. Any dispute arising out of this Report shall be subject to the exclusive jurisdiction of the Courts in India.

**KEDIA ADVISORY****KEDIA STOCKS & COMMODITIES RESEARCH PVT LTD****Mumbai, India****SEBI REGISTRATION NUMBER - INH000006156****For more details, please contact: +91 93234 06035 / 96195 51022****Email: [info@kediaadvisory.com](mailto:info@kediaadvisory.com)****Regd.Off.: 1, 2, 3 & 4, 1st Floor, Tulip Bldg, Flower Valley Complex, Khadakpada Circle,  
Kalyan-(W), Mumbai-421301**